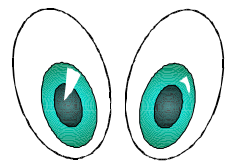


Learning how to spell

SUS


**S**tudy the word



Underline the

difficult part(s)

**S**ay the word



carefully

Learning how to spell

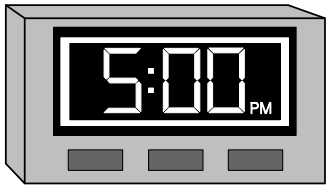
**"Writing the  
word"**

- On someone's back
- On your desk (large)
- With your eyes


Learning how to spell

**Speed**

**Writing**



How often can you  
write the word  
correctly in one  
minute?



Learning how to spell

# Mnemonics

Making up a "story"  
to help spell a word

was - was auntie sad?



# Learning how to spell

## Syllables/Chunks

Breaking the words  
into parts / clapping  
the sounds



going

go/ing

running

run/ning

returned

re turn ed

Learning how to spell

**Look** for  
**small** words

**inside** the word

**about** - a, out, bout

**teacher** - tea, each,

her, ache

Learning how to spell

**Words** that  
**look** the  
**same**

Think

**back** is like ...  
**pack** and **sack**

Learning how to spell

Use of  
colours

Use a different  
colour for each  
letter



Learning how to spell

Different

sizes of

letters

woman - WoMaN

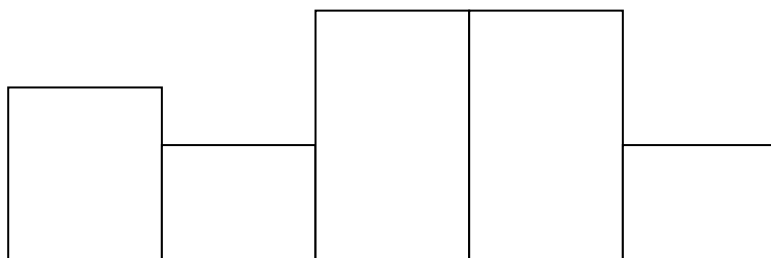
returning - ReTuRnInG

Learning how to spell

# Shapes of words

Draw the shape of  
the word

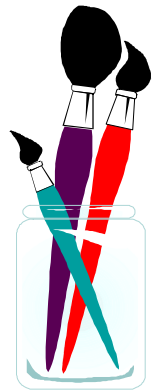
table



Learning how to spell

In sand


- or using different materials (paint)



- different textures (sandpaper)

# Learning how to spell

## Visualising

- Look at your word
- "Throw" it at the wall  wall
- Can you still "see" it?
- Spell it aloud

Learning how to spell

**Writing** the  
word in **fancy**  
letters


- Bubble writing
- Cursive
- Italics

Learning how to spell

Use a **spelling**  
**rule**

- "i" before "e"  
except after "c"
- change the "y" to  
"i" and add "es"

Look-



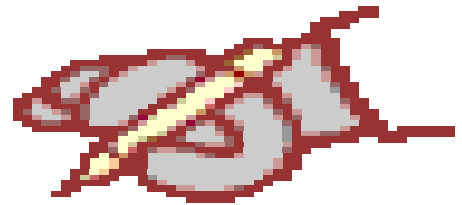
Say-




Cover-



Write-



Check-



Learning how to spell

Learning how to spell

**Pyramid**

**Writing**

Write your word in  
the shape of a  
pyramid

w

wa

was



Learning how to spell

**Consonant**

**Circles**

a ○ e ○ i ○

Write the word then  
circle all the  
consonants

Learning how to spell

# Blue vowels

a e i o u

Write the word then  
go over each vowel in  
blue

because

Learning how to spell


# Words without vowels

**b** \_ **c** \_ \_ **s** \_

Write each word with a line instead of each vowel.  
Go back later and fill in the missing vowels

Learning how to spell

# Rallying



The **umpire** is one pupil -  
the reader / checker

The **players** are two other  
pupils take **turns** spelling  
aloud the letters of the  
word.

Learning how to spell

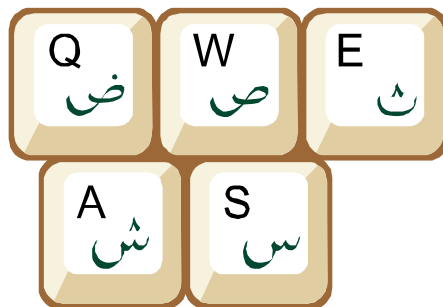
# Dictionary

## Race

In small groups, each with a dictionary, each pupil chooses a word for others to find as quickly as possible

# Muddled

## Letters



Pupils re organize the letters in words (always starting with the original initial letter) for others to rewrite correctly

**b**aseuce - because

Learning how to spell

## Lucky Dip

Letters are put into a bag and pupils take turns taking out one at a time displaying these in front of the group. Carry on until someone can spell one of their words with the letters.

Learning how to spell

**Guess** the

**Word**

In pairs, taking turns using whiteboards, one pupil writes one letter at a time for others to guess the word. Give points for needing fewer letters.



Learning how to spell

# Jigsaw

Teacher chooses a more difficult word. Write on card 3 / 4 times before cutting up into different sections for the pupils to match together

ele ph an t

e le p hant

elep ha nt

# Learning how to spell

IT

[www.spellingcity.com](http://www.spellingcity.com)

Add your words and be  
given a choice of learning  
activities

Learning how to spell

# Word Sort

Pupils have copies of the words that they are learning - one word on each card.

Clues are read out for pupils to identify words and place face down.

5 letters

double

consonant

3 vowels

# Learning how to spell

## Line Up

Pupils line up and take turns in spelling out the letters of word. Last one says the word when spelling is finished. Vary the pupils' position in the group, if appropriate.

Learning how to spell

IPad2 app

Surf into

Spelling City

Games and activities:

assessment, vocabulary,

teachme, MatchIt

sentences, Which Word,

Hangmouse

Learning how to spell

IPad2 app

# Alpha Writer

Using a moveable alphabet,  
make words linked with

pictures - linked with

phonics. **Note: whilst a**

**word is spoken in**

**phonemes, letters are said  
as individual sounds.**

**Results can be copied on**

**camera as evidence**

Learning how to spell

IPad2 app

Montessori

# Crosswords

Moveable alphabet with picture cues and spoken facilities. Various option levels from short vowel sounds to silent letters.

Note: speech / accent can be different

Learning how to spell

IPad2 app

# Word Wizard

Letter / sound recognition,  
spelling words and simple  
sentences. Various  
individual options.

Quiz section: common  
word, cvc words, high  
frequency and making own  
lists.



Learning how to spell

IPad2 app

# Pocket Phonics

Structured phonic /  
phonological programme  
with multi - sensory  
reinforcement / learning of  
using single letter sounds,  
consonant blends, vowel  
digraphs.

Individual options are  
useful

Learning how to spell

IPad2 app

Montessori Intro

to Letters

Spelling words with single letter sounds, vowel digraphs or some consonant blends. Pupil can be recorded saying the word

Learning how to spell

IPad2 app

Word

Recognition

Recognising, reading and spelling common irregularly spelled words

Writing, sequencing letters, listen and find word, visual memory.