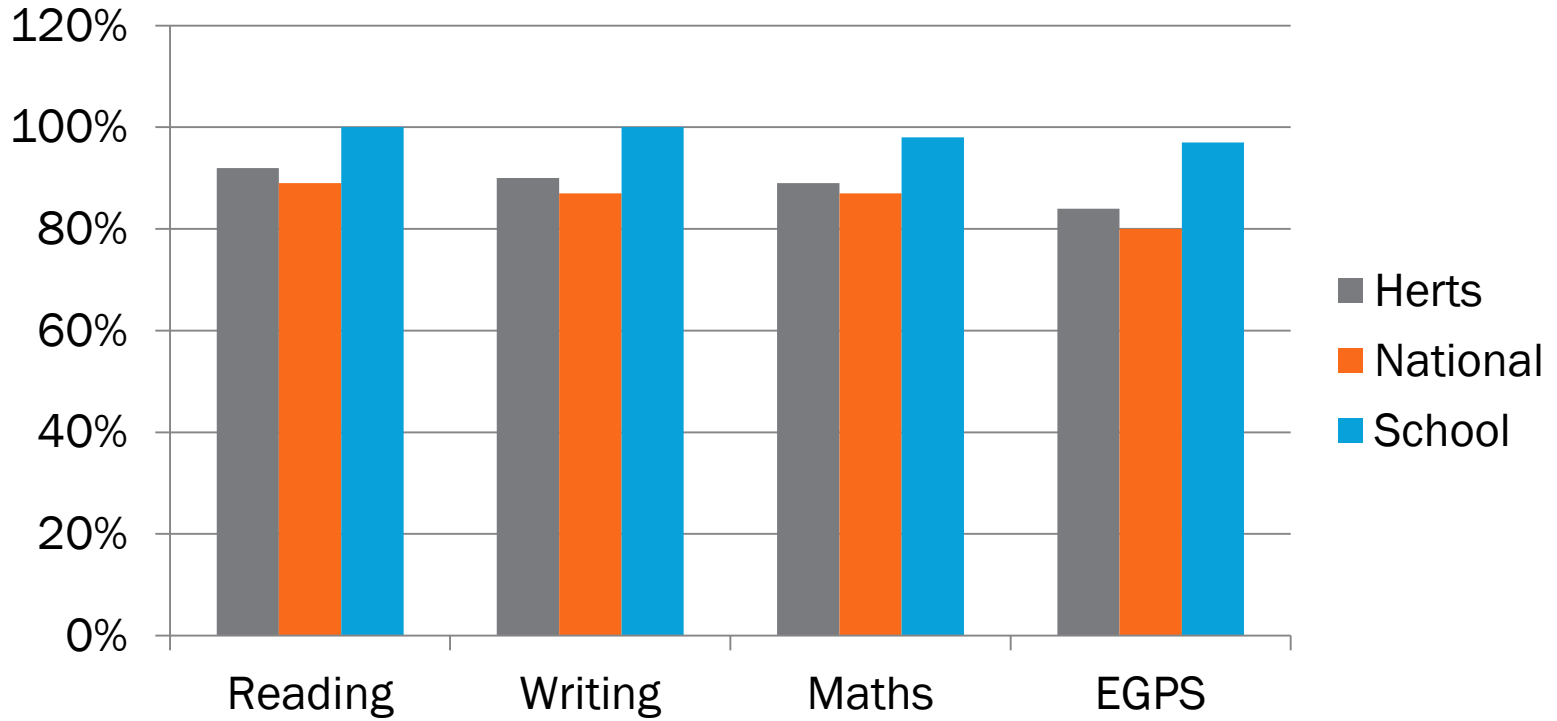


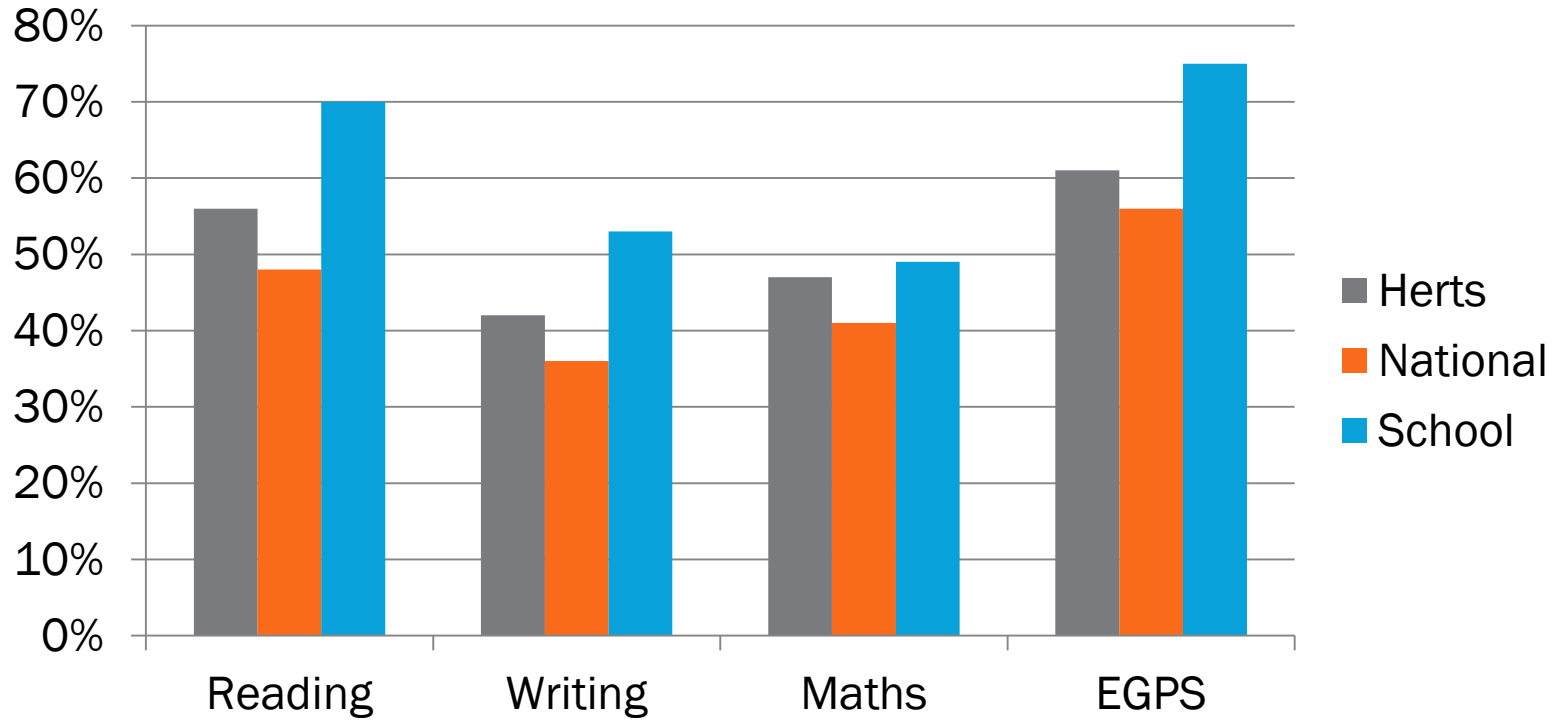
**BISHOP WOOD C OF E  
JUNIOR SCHOOL**

KEY STAGE 2 OUTCOMES 2015


# LEVEL 4+ (NATIONAL STANDARD)



# LEVEL 5+ (ABOVE NATIONAL EXPECTATION)

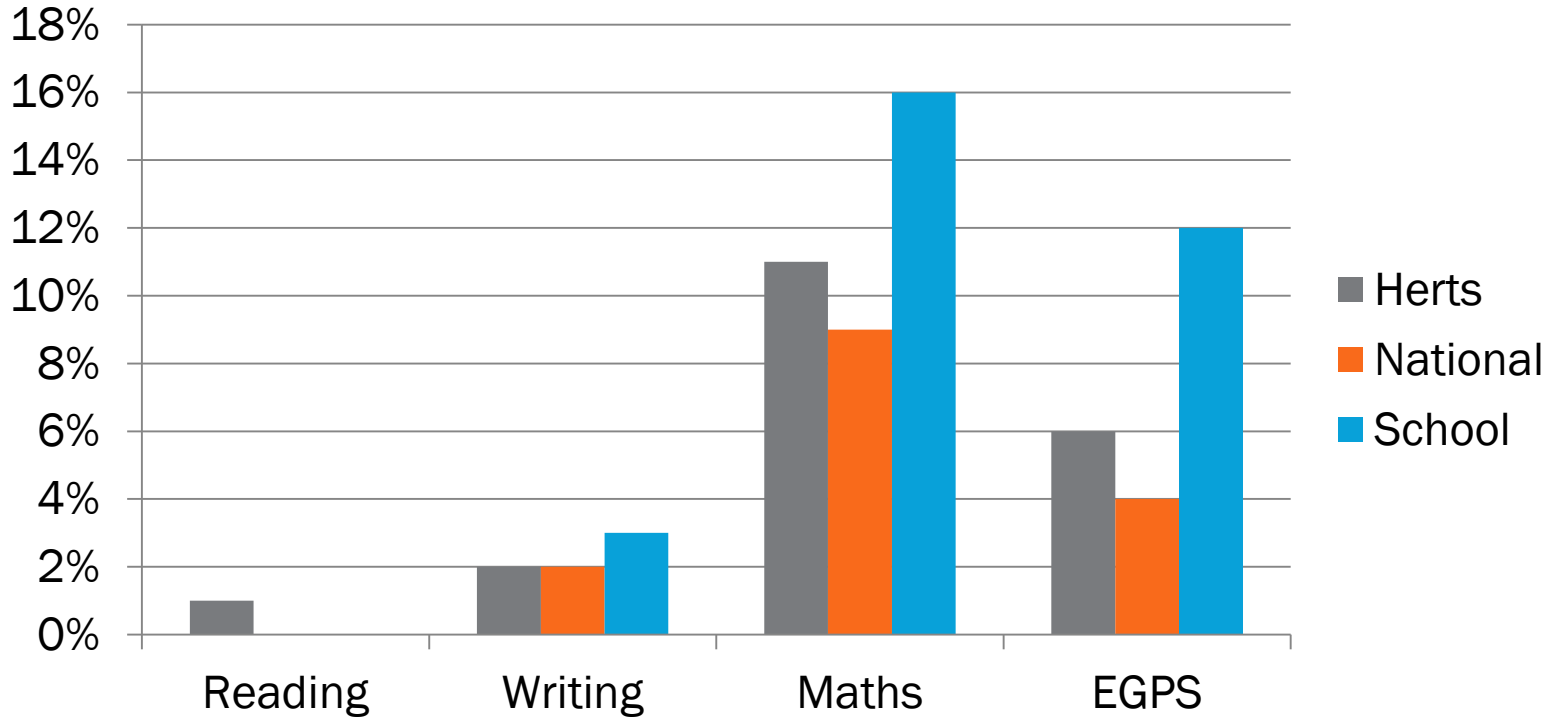


# LEVEL 5+ READING, WRITING, MATHS

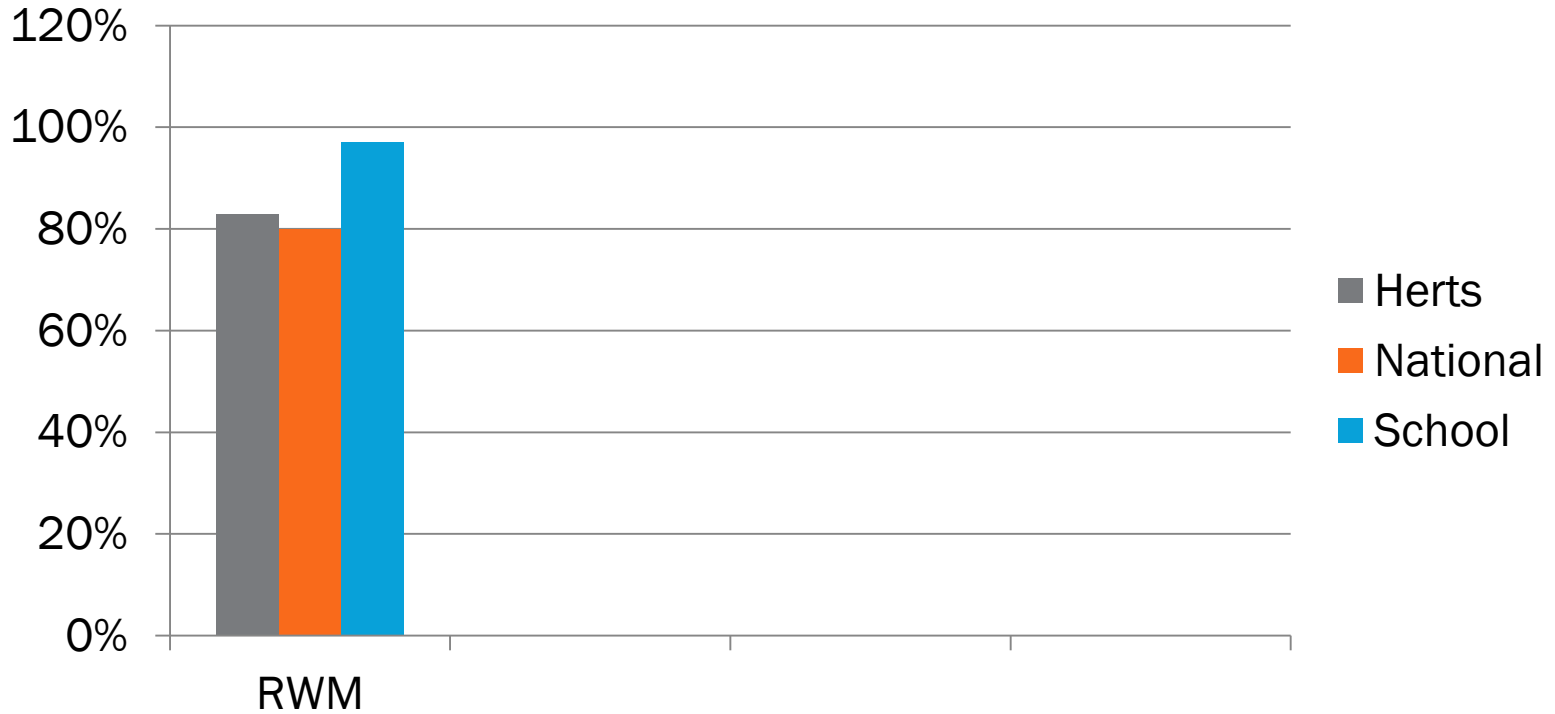


# LEVEL 6

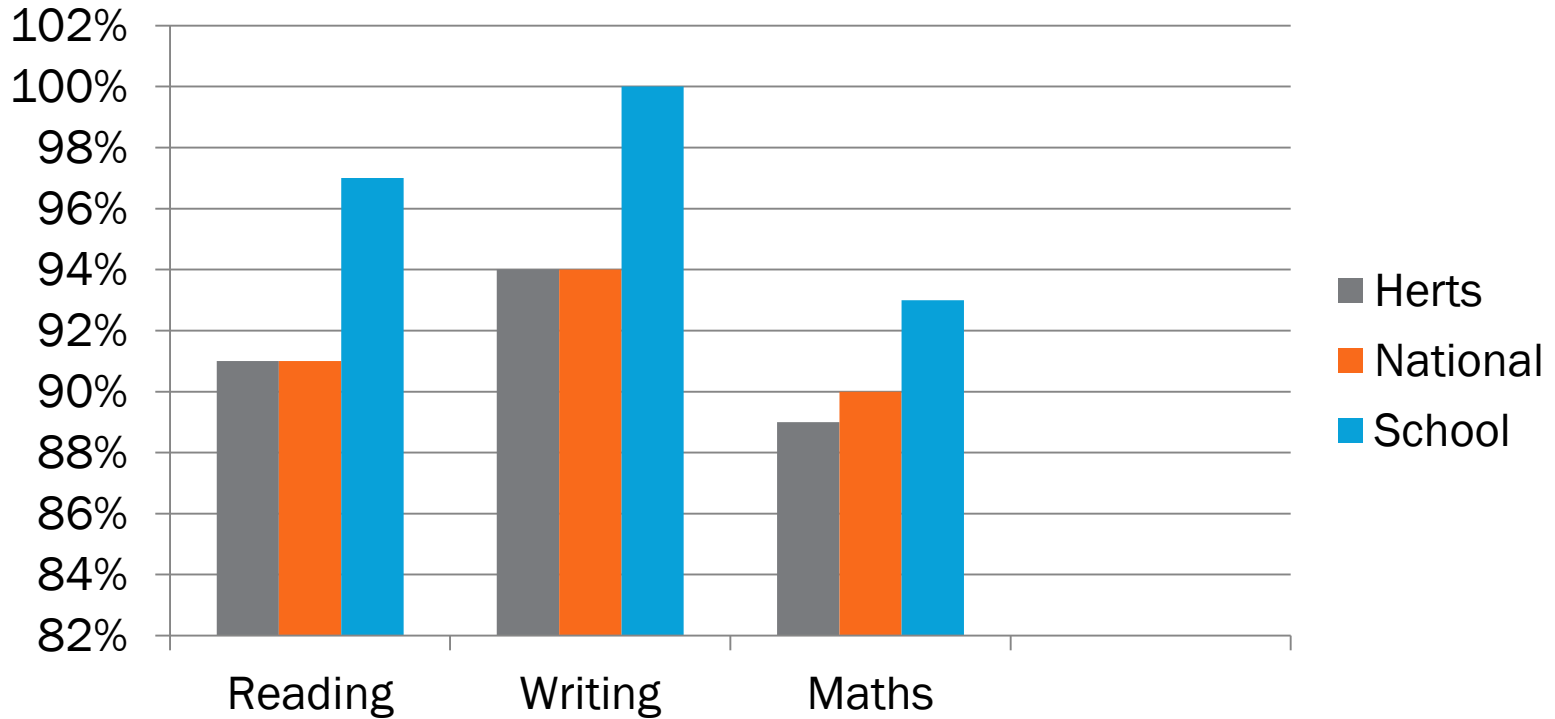
## SIGNIFICANTLY ABOVE NATIONAL STANDARDS



# LEVEL 4+ READING, WRITING, MATHS NATIONAL ATTAINMENT FLOOR TARGET (65%)



# KS1-KS2 EXPECTED PROGRESS PROGRESS FLOOR TARGETS FOR RWM



# HEADLINE FIGURES – FLOOR STANDARDS

Cohort summary figures for 2015.

The figures relate to this year's floor standard and the new DfE 'coasting' status as follows:

Attainment - % L4+ in R, W and M

<65% - red

≥65% but <85% - yellow

≥85% - green





# READING PROGRESS

Progress (% making expected progress) Reading

<91% - red (below national mean\* and median\*)

≥91% but <94% - amber (below national median\* but not below mean\*)

≥94% - green (above national median\* and mean\*)



# WRITING PROGRESS

Progress (% making expected progress) Writing

<93% - red (below national mean\* and median\*)

≥93% but <96% - amber (below national median\* but not below mean\*)

≥96% - green (above national median\* and mean\*)



# MATHS PROGRESS

Progress (% making expected progress) - Maths

$<89\%$  - red (below national mean\* and median\*)

$\geq 89\%$  but  $<93\%$  - amber (below national median\* but not below mean\*)

$\geq 93\%$  - green (above national median\* and mean\*)



# INTERPRETATION OF THE FLOOR TARGETS:

If the Attainment measure is Red, and all 3 Progress measures are either Red or Amber → school is Below Floor Standard (based on 2014 medians, although Floor Standard will actually be based on 2015 medians, when published).

If the Attainment measure is Yellow, and all 3 Progress measures are either Red or Amber → school is not Below Floor, but would be classed as “Coasting” in this year’s data, using DfE definition of coasting (based on 2014 medians, although coasting measure will actually be based on 2015 medians, when published). NB – the “coasting” measure will be applied across 3 years of data (2014-16): a school would be classed as “Coasting” if it meets the “coasting” definition in all three of those years.

# INTERPRETATION OF THE FLOOR TARGETS:

Provided the Attainment measure is Green → school is neither Below Floor nor “Coasting”. But if the progress measures are red, they are below national mean average (based on 2014 mean).

If Attainment measure is Red or Yellow, provided at least one Progress measure is Green → school would not be classed as Below Floor or “Coasting” (based on 2014 median progress figures – although the definition will be based upon 2015 medians, which could be higher than 2014).