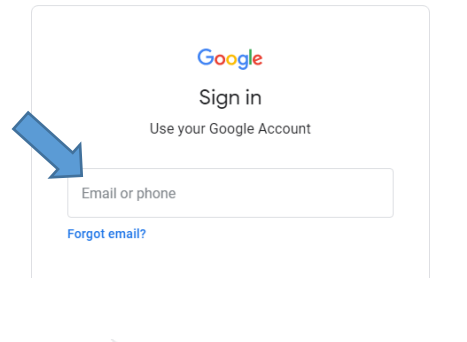


How to use Google Classroom for pupils

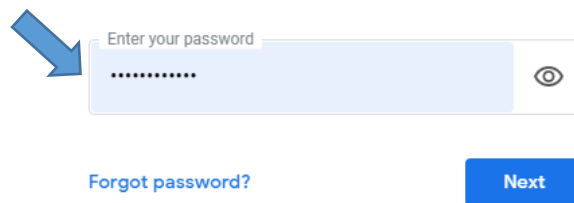
1. Open your search engine (ideally google chrome).
Type 'classroom.google' into the search bar.



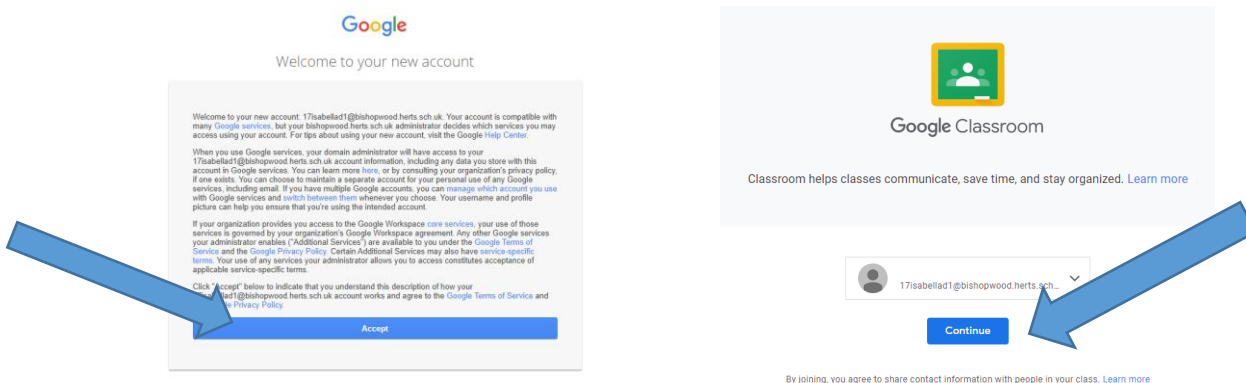
2. Sign in using your username
eg 20joeb@bishopwood.herts.sch.uk



3. Enter your 8 digit password and click 'next'

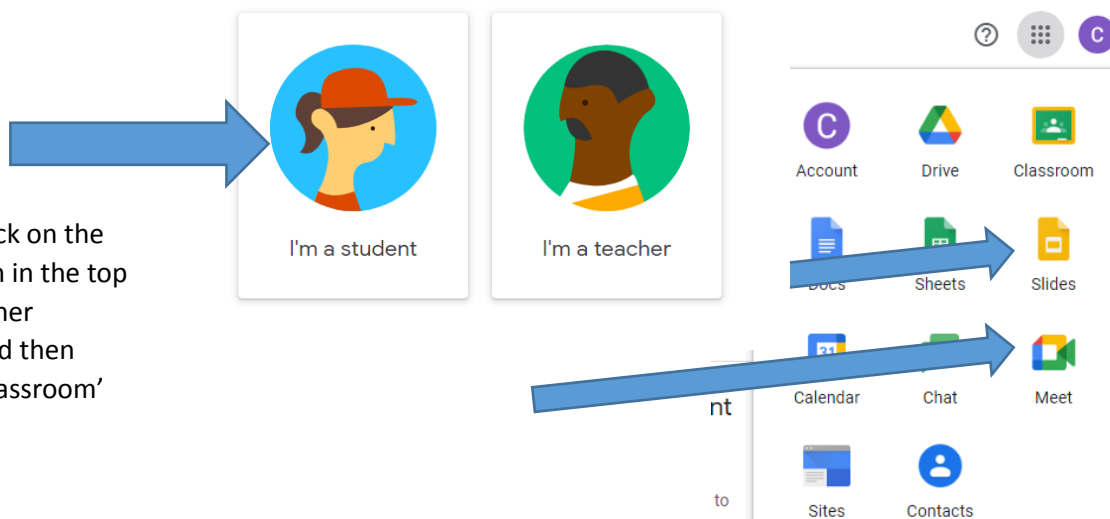


4. The first time you log on you will see this information. Read and click 'Accept' and 'continue'.



- 5.

Pick your role

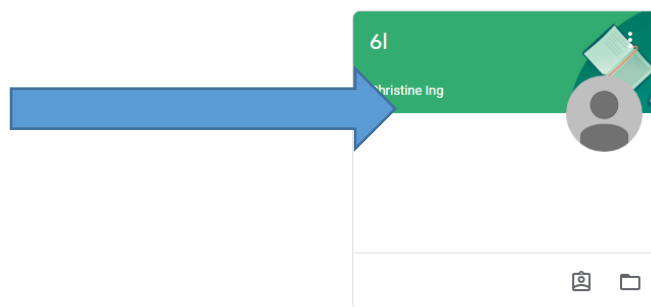


6. Click on the icon in the top corner
And then
'Classroom'

'waffle'
right

select

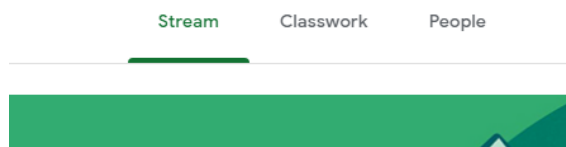
7. Choose your class



8. **Stream** is where whole class discussions can take place. Everyone can see what is written here and should not be used as a chat.


Classwork is where assignments are set, completed and handed in.

People is the names of people in your class.



Completing assignments

In the classwork section, you will see the assignments that have been set. Click on the task.



Click 'view assignment'.



Test


No due date



Posted 9:37 PM

Assigned

This is a test. Type your name on the document.



Google Docs

- Test

[View assignment](#)

You will find instructions on how to complete the task here

Click here to open the document.
Complete your work. It will save automatically.

61



Test

Christine Ing · 9:37 PM

100 points

This is a test. Type your name on the document.

Class comments

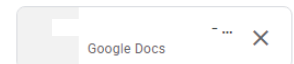


Add class comment...



Your work

Assigned



Google Docs



+ Add or create

Turn in

You can add a new document to add to assignment by clicking here.

Click here to hand in your work for your teacher to see.