



Bishop Wood C of E Junior School

Frogmore Street
Tring
HP23 5AU

Tel: 01442 822024

admin@bishopwood.herts.sch.uk www.bishopwood.herts.sch.uk

[@bishopwoodtring](https://twitter.com/bishopwoodtring)

Mr G Stanley, Headteacher

10th July 2020

Dear Parents,

As most of Y5 children are back at school for two sessions a week, we do not expect them to do all the home learning activities! We are happy for you, with your child, to pick and choose which activities would benefit your child's education (and which ones they enjoy the most). If your child is not back at school, then carry on as normal.

We would love to hear from you via the emails below, on how you are doing and if you need any help with anything, or just to touch base with us. We are trying to find topics and activities that the children will enjoy, and will give feedback on any work that is shown to us via the email.

5DR@bishopwood.herts.sch.uk

5C@bishopwood.herts.sch.uk

We continue to be mindful that each family's domestic situation will be very different during the current crisis. So, if your personal circumstances make it difficult to complete most or all of the tasks set, please do not worry. Just try and get some of them done.

Once again, many thanks for your ongoing support.

Yours sincerely

Mrs Clark, Mrs Day and Mrs Reeve



This week we have set the following activities / tasks for you:

- Reading – 30 minutes of reading per day
- English – 1 comprehension, 1 SPaG activity, 2 creative writing lessons/comic strip
- Spelling – 10 minutes a day practise
- Maths – Various investigations
- Science – To identify mini beasts
- French – To revise family vocabulary
- Geography – Latitude and longitude, and knowing your way around the world.
- PSHE – Understanding your brain – learning the importance of learning!

Reading

Read your book for 30 minutes per day. If you can, get someone to ask you questions about what you have read.

English

Day 1




LO: To answer questions on a text

- Either print off or read from the computer: 'A New Hero'
- Read the text carefully – do this more than once
- Answer the questions carefully referring back to the text
- Use a dictionary to help you
- Check your punctuation

Day 2 – SPaG mat: Number 3

Year 5 Summer Term 2 SPaG Mat

3

<p>Write a sentence about the superhero Laser Vision Man that contains a modal verb. Underline it.</p> 	<p>Do these root words need im- or in- prefixes to make a word with the opposite meaning?</p> <p>_____ mature</p> <p>_____ complete</p>	<p>Mr Whoops has made TWO clumsy spelling mistakes in his sentence. Can you underline them and correct them? Use a dictionary if you need to.</p> <p>There was a sudden shrieking noise at the cemetary and Josh's stumach dropped to the floor.</p> <p>_____</p> <p>_____</p> <p>_____</p>
<p>Rewrite the sentence and add in the relative pronoun that is missing.</p>  <p>Class 12 went to a museum had an Ancient Egyptian exhibition.</p>	<p>Do these phrases need 'a' or 'an' as a determiner in front of them?</p> <p>_____ unlucky number</p> <p>_____ pale colour</p>	 <p>Can you change these adjectives into adverbs?</p> <p>terrible – _____</p> <p>adorable – _____</p>

See attachment. There are three levels of difficulty. The answers are on the last page.

Day 3 – LO To write a comic strip and use parenthesis

<https://www.bbc.co.uk/bitesize/articles/zvmmkty>

Listen to videos on the link above.

Planning your comic story is important and these are **key features** that you'll need to use:

- **Panels** are the boxes that contain each piece of action.
- **Caption boxes** within each panel are like the narrator. They tell you when and where events in the story are happening.
- **Speech bubbles** tell you what the characters are saying. Different shaped speech bubbles show different emotions. For example, spiky speech bubbles show a character is angry.
- **Thought bubbles** tell you what the characters are thinking. They can help to move the action along.
- **Onomatopoeia words** can be used to add sound effects like pow or boom.
- **Different images** make your comic exciting by using lots of different images or shot types (pictures from different points of view like long shots, close-ups or a bird's eye view).

Think about your audience – who are you going to write for? Infant child? Y3? Y5
Draft a short plan with an idea of a character, setting and plot.

Day 4 – LO To a comic strip using parenthesis

- Create your own comic strip!
- Add extra information to your captions in brackets.
- Edit your story for capital letters, full stops, commas, question marks, grammar and spelling. Are there words you could improve for effect?
- Your teachers would love to read it!

Spelling

LO: Converting nouns or verbs into adjectives using the suffix -al

Musical, political, accidental, mathematical, functional, tropical, professional, central. global, industrial

If you think you know how to spell these words already, ask someone to give you an initial test. Learn any that you have difficulty with, make sure you know the meanings using a dictionary or the computer if you need to.

Maths

This week, as it is the last week of term, we have found you some investigations for you to have a go at:

Days one: Investigating diagonal sums

<https://nrich.maths.org/diagonalsums>

Day two: Making quadrilaterals

<https://nrich.maths.org/quadrilaterals>

Day three: Investigating number pyramids

- Follow the instructions on the sheet, looking for patterns, and using reasoning to make predictions and explain outcomes.

Day Four: Investigating maths outdoors.

- Here are some outdoor maths challenge cards – take your pick! (If you choose the ones that involve the height of the tree, you can use the method in the science investigation a few weeks ago!)

French

LO: To revise vocabulary for members of the family

Activity

- Watch this video, trying to pick out the vocabulary for members of Lili's family:

<https://www.bbc.co.uk/teach/class-clips-video/english-ks2-meet-the-family/zf7tgwx>

- Now practice the vocabulary using this site that you have used before:

<https://www.french-games.net/frenchttopics>

PSHE:

LO: To understand your brain - the importance of learning

- 2 weeks ago you learnt about a 5 a day for your brain.
- This week you are going to concentrate on one of those 5 – KEEP LEARNING

<https://www.bbc.co.uk/teach/class-clips-video/pshe-ks2-keep-learning/zdv2xyc>

- The boy in this video really inspires me to keep learning and keep trying, even when things get tough – I wonder who inspires you?

Science

LO: To be able to collect and identify mini beasts

Activity – See the attached sheets for details and identification

- You will need good weather for this one! Lay a sheet under the branches of a bush or a small tree.
- Shake the branches gently and then investigate and record the mini beasts that fall from the tree
- Here is a link to the RSPB website , which has this and other activities as part of their Wild Challenge. You might enjoy doing some more over the Summer holidays.

<https://www.rspb.org.uk/fun-and-learning/for-families/family-wild-challenge/>

Geography

LO: To learn about latitude and longitude

- Go to this BBC Bitesize lesson on latitude and longitude

<https://www.bbc.co.uk/bitesize/topics/zvsfr82/articles/zd4rmfr>

- Now try this challenge – how well do you know your way around your physical world??

<https://school.eb.co.uk/levels/foundation/geography-explorer>